

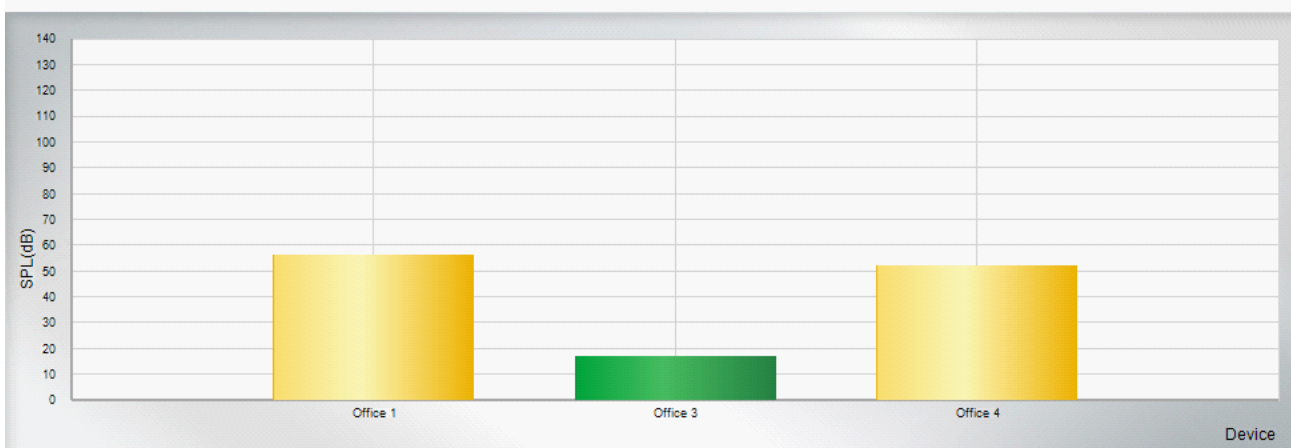
# Noise report

Date: 14.10.2016

Department:	RH test day
Report time period:	00:00-23:59 - 13. oktober 2016
Description:	This report gives you an overview of noise levels for each device during your chosen period of time. Pay close attention to the red areas in the graphs, which indicate that the noise level has been too high

## Average noise levels

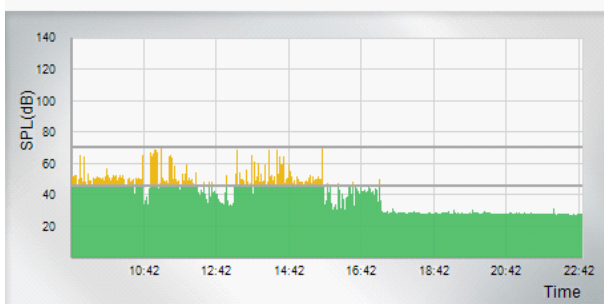
Average noise level in decibel (dB) for each device



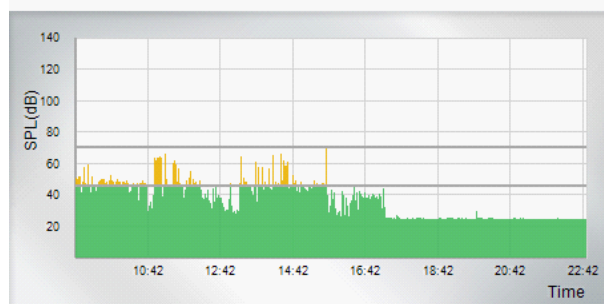
Your noise limits: ■ 0-45dB ■ 45-70dB ■ above 70 dB

## Most noisy locations

Device Office 1



Device Office 4



Lowest noise level:	Device Office 3 at 08:42, 16,9 dB
Highest noise level:	Device Office 1 at 11:12, 75,4 dB
Critical noise levels:	4 times at device Office 1  'Critical noise level' indicates that noise levels have reached your noise limit, and an alarm message has been sent.